


TOPCon N type Mono-crystalline 480-500Watt Full Black

0~+5% POWER TOLERANCE

High efficiency TOPCon N - type solar module



Module characteristics



Strong Mechanical Strength
Passes the wind load test of 2400Mpa and the snow load test of 5400Mpa



Lower attenuation
N-type, Components have better reliability and lower LID/LETID attenuation



PID resistance
The attenuation probability of PID phenomenon is minimized through solar cell production technology optimization and raw material control



Harsh environmental adaptation
Third party certification for salt spray and ammonia corrosion tests

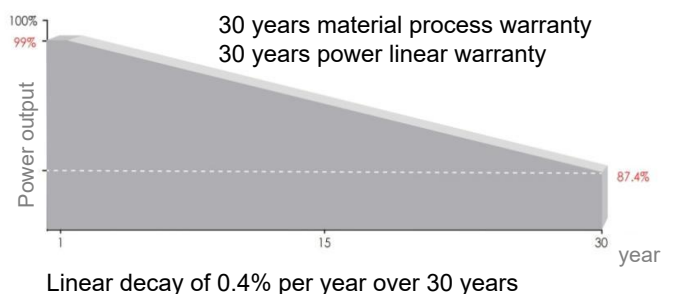


Multiple busbar and Half cell technique
More light utilization and current collection capabilities, effectively improving product power output and reliability



Long and reliable quality assurance

IEC61215(2016), IEC61730(2016)
ISO9001:2015: Quality management system
ISO14001:2015: Environmental management system
ISO45001:2018: Occupational health and safety management system

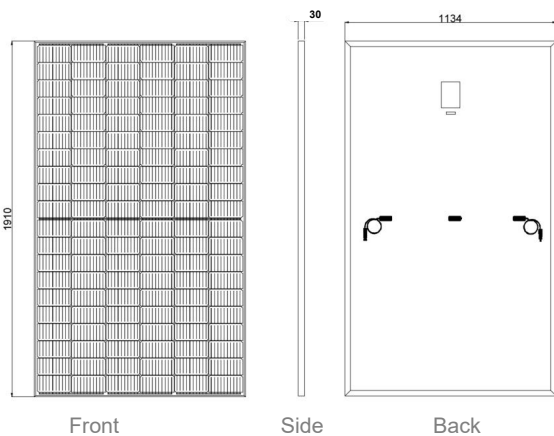


Electrical Parameters

Model Type	ESM-480T		ESM-485T		ESM-490T		ESM-495T		ESM-500T	
	STC	NOCT	STC	NOCT	STC	NOCT	STC	NOCT	STC	NOCT
Maximum Power (Pmax)	480	361	485	365	490	369	495	373	500	377
Open Circuit Voltage (Voc)	42.71	40.57	42.86	40.72	43.01	40.87	43.16	41.02	43.31	41.17
Short Circuit Current (Isc)	14.31	11.55	14.38	11.62	14.45	11.69	14.52	11.76	14.59	11.84
Maximum Power Voltage (Vmp)	35.38	33.27	35.53	33.42	35.68	33.57	35.83	33.72	35.98	33.87
Maximum Power Current (Imp)	13.57	10.85	13.65	10.92	13.73	10.99	13.81	11.06	13.90	11.13
Module Efficiency - η_m (%)	22.2		22.40		22.62		22.85		23.08	
Operational Temperature	-40°C ~ +85°C									
Maximum System Voltage	1500VDC									
Maximum Series Fuse Rating	25A									
Power Tolerance	0 ~ +5W									
Temperature Coefficient of Pmax	-0.310%/°C									
Temperature Coefficient of Voc	-0.260%/°C									
Temperature Coefficient of Isc	+0.046%/°C									
Nominal Operating Cell Temperature	45 ± 2°C									
Safety Class	Class II									
Max Load (Front/back)	5400Mpa/2400Mpa									

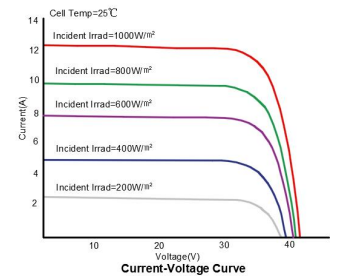
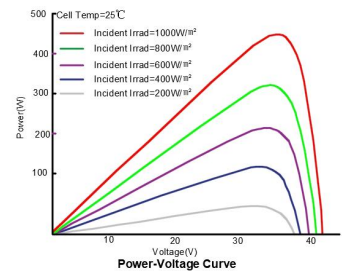
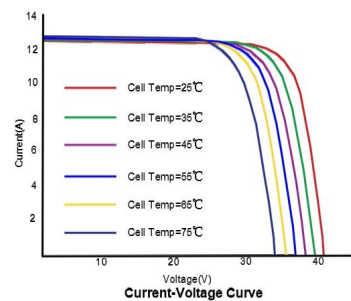
STC: Irradiance 1000W/m² Cell temperature 25°C Atmospheric quality = 1.5
 NOCT: Irradiance 800W/m² Ambient temperature 25°C Atmospheric quality = 1.5 Wind speed 1m/S

Mechanical Diagrams



Length: + 2mm
 Width: + 2mm
 Thickness: + 1mm
 Hole pitch: + 2mm

Curve



Packing Details:

36pcs/pallet
 40GP: 24 pallets/container, 864pcs/container

EINNOVA SOLARLINE ENERGY CORP. LIMITED

210000 Nanjing
 PEOPLE'S REPUBLIC OF CHINA
 TEL : +86-25-8479-2033
 Cell: +86-138-13088384
 EMAIL : emma.wu@einnova-solarline.com
 Website: www.einnova-solarline.com

Specification

Cell type	N type mono crystalline 182mm
Half-cell quantity	120pcs (6×20)
Dimension	1910 (±2) × 1134 × 30mm
Weight	24kg ± 3%
Glass	3.2mm, tempered and AR coated
Frame	Black Anodized Aluminum Alloy
Junction Box	IP68
Cable	1000mm (can be customized)