


# Einnova Solarline

*invented for solar*

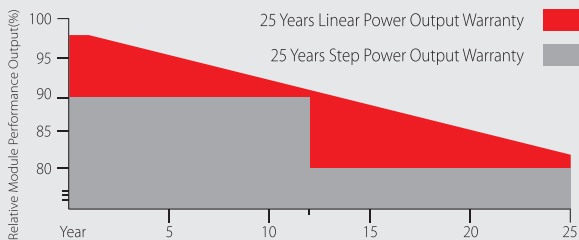


## Mono crystalline Solar Module

### ESM 330/325/320/315

## FEATURES

- Excellent module efficiency up to 17.3% by using high efficient Monocrystalline solar cells 156x156mm
- Outstanding performance at low irradiance above 96.3%
- Heavy snow load up to 5400 Pa and wind load up to 3800Pa
- IP65 or 67 junction box is available for long term weather endurance
- Salt mist, ammonia and blowing sand resistance, apply to seaside, farm and desert areas
- Positive power tolerance up to 5w
- Selective materials and rigid process effectively control Potential Induced Degradation (PID)
- Total quality control and complete traceability of Material by Shop Floor Control (SFC)



## WARRANTY

- 12 Years Product Workmanship Warranty
- 12 Years Minimum 90% Power Output
- 25 Years Minimum 80% Power Output

China Jiangsu  
International Group Ltd.

5 West Beijing Road,  
Nanjing, 210008, China

+86-(0)25-84792033  
+86-(0)25-84705923

info@einnova-solarline.com  
www.einnova-solarline.com

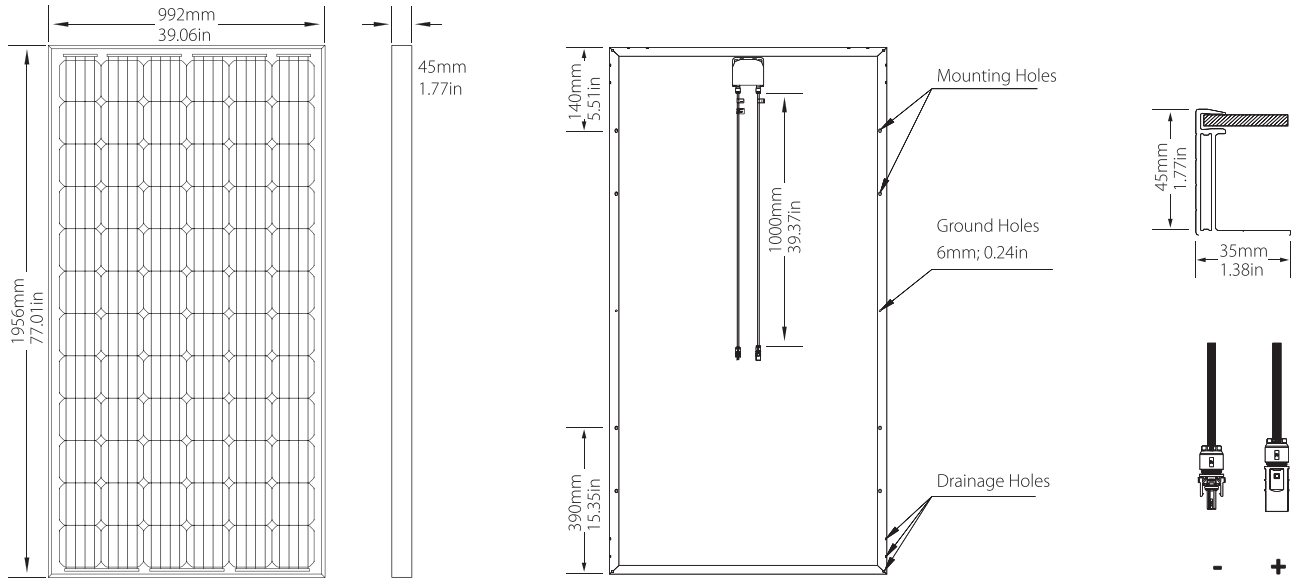
EN

The specifications are subject to change without prior notice.

# Mono crystalline Solar Module

## ESM 330/325/320/315

**Ennova Solarline**  
invented for solar



## Electrical Specification

Model Type	Unit	ESM 315	ESM 320	ESM 325	ESM 330
Maximum Power (Pmax)	W	315	320	325	330
Module Efficiency	%	16.2	16.58	16.98	17.29
Open Circuit Voltage (Voc)	V	45.73	45.86	45.99	46.12
Short Circuit Current (Isc)	A	9.42	9.49	9.56	9.63
Maximum Power Voltage (Vmp)	V	36.35	36.53	36.69	36.75
Maximum Power Current (Imp)	A	8.67	8.76	8.86	8.98
Maximum System Voltage	V	1000 (TUV) / 600 (UL)			
Maximum Series Fuse Rating	A	15			
Power Tolerance		0~+5W			

Standard Test Conditions (STC) of irradiance of 1000 W/m<sup>2</sup>, spectrum AM 1.5 and cell temperature of 25°C.

The NOCT is obtained under the Test Conditions: 800W/m<sup>2</sup>, 20°C ambient temperature, AM 1.5 Spectrum, 1m/s wind speed.

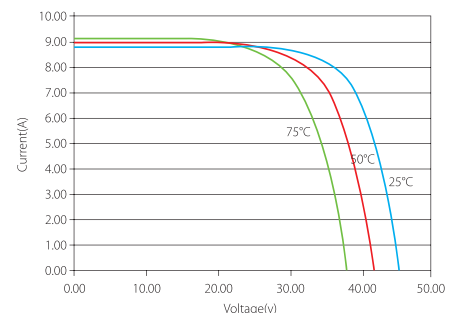
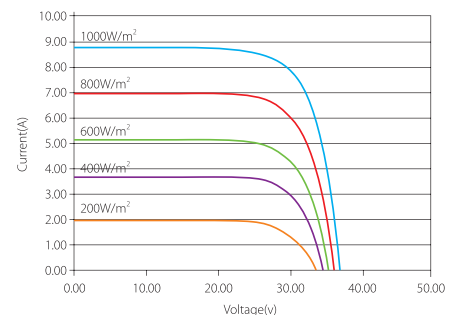
## Mechanical Specification

Module Dimension (mm)	1956x 992x 45
Cell Dimension (mm)	156 x 156
Number of Cell	72 ( 6 x 12 )
Glass Thickness (mm)	3.2
Weight (kgs)	21.5
Maximum Load (TUV) (Pascal)	5400
Junction Box and Cable connector	IP65 or IP 67 rated; MC4 compatible

## Temperature Characteristics

Nominal Operating Cell Temperature (NOCT)	45 +/- 2 °C
Temperature Coefficient ( Pmax )	-0.41% / °C
Temperature Coefficient ( Voc )	-0.33% / °C
Temperature Coefficient ( Isc )	0.059% / °C
Operating Temperature	-40~85 °C

## IV CURVE



The specifications are subject to change without prior notice.